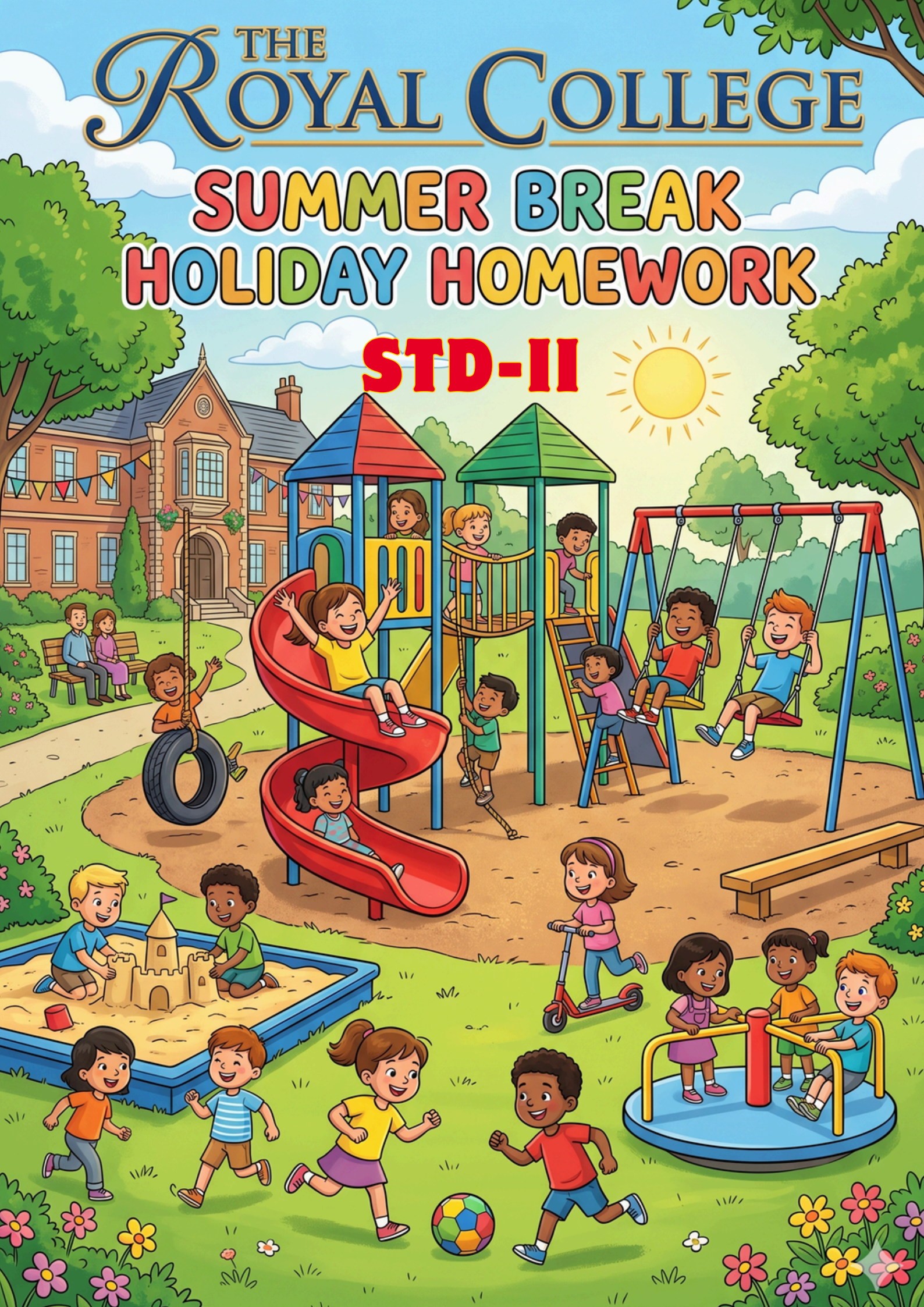


THE ROYAL COLLEGE

SUMMER BREAK HOLIDAY HOMEWORK

STD-II






HELLO SUPERSTARS!

The sun is shining, the days are longer, and guess what?



Summer break is here it's time for ice creams, adventures, and a dash of fun learning!

Yes, your holiday homework has arrived but wait! Don't think of it as boring work think of it as your summer explorer kit packed with cool challenges, brain-boosting puzzles, and creative activities. It's your chance to learn through play, think outside the box, and show off your amazing skills!



So, grab your colors, wear your thinking caps, and dive in, do a little every day- no rush, no stress and have loads of fun along the way.

Make this summer a perfect mix of sunshine and smartness! Stay curious stay awesome and don't forget to enjoy every moment!



HAPPY HOLIDAYS AND HAPPY LEARNING!



MY HOLIDAY FUNWORK

ENGLISH

English Grammar - Page No.4 to 11.

English Cursive Writing - Page No.18 to 21.

Activity 1

Make a colourful 3-D train model using matchbox in which each compartment shows a pair of opposite words. You can draw or paste pictures to make the opposites easy to understand.



HINDI

व्याकरण - पेज न० - 75, 76, 77, 78, 79, 80, 81

सुलेख - पेज न० - 89, 90, 91, 92

क्रियाकलाप - 1

महीनों के नाम ऋतुओं सहित लिखकर सुंदर-सा क्रियाकलाप बना।



MATHEMATICS

Fill Page No. 26 to 30 and 33.


Mental Maths - Fill exercise 12 to 21

Activity 1

A Mathematics Tables activity will be conducted in class for students after vacation. Please ensure that tables from 2-15 are learned well.

Activity 2

Create a colourful multiplication project using cardboard.



EVS

E.V.S - Page No. 40 to 45.

Activity 1

Bring the wonders of the ocean to your fingertips with this fun craft! Create a DIY Ocean Sensory Jar at home using simple materials like water, colour, glitter, shells, beads, or small ocean toys.

DIY Ocean Sensory Jars

Materials

- Clear glass jars with lids
- Water
- Clear glue or glycerin
- Blue food coloring
- Fine glitter
- Small aquarium pebbles
- Mini plastic sea animals
- Small plastic plants
- Spoon

Instructions

- 1 Add a layer of pebbles to the bottom of each jar.
- 2 Place small plants and sea animals inside the jars.
- 3 Fill each jar halfway with water and add a few drops of blue food coloring.
- 4 Add clear glue or glycerin to create a slow-moving effect.
- 5 Fill the rest of the jar with water and stir gently.
- 6 Seal the lids tightly and gently swirl to create a calming ocean motion.

COMPUTERS

Fill Page No. 54 to 57.

GK

Fill Page No.62 to 65.

ART AND CRAFT

Fill Page No. 69 to 72.

CONVERSATION

Make your ward well acquainted with this questionnaire-

Q.1 What is your name?

Ans. My name is.....

Q.2 What is your father's name?

Ans. My father's name is Mr.....

Q.3 What is your mother's name?

Ans. My mother's name is Mrs....

Q.4 How many members do you have in your family?

Ans. I have....members in my family.

Q.5 How old are you?

Ans. I am.....years old.

Q.6 Where do you live?

Ans. I live in.....

Q.7 In which class do you study?

Ans. I study in class.....

Q.8 In which school do you study?

Ans. I study in The Royal College.

Q.9 Who is your class teacher?

Ans. Ms/Mris my class teacher.

Q.10 What is the name of your Principal?

Ans. My Principal's name is Dr. B. K. Issar.

Q.11 What does your father do?

Ans. My father is a _____.

Q12. What does your mother do?

Ans. My mother is a _____.

Q13. How many siblings do you have?

Ans. I have ___ siblings.

Q14. What is the name of our National fruit?

Ans. The name of our National fruit is Mango.

Q15. What is the name of our National bird?

Ans. The name of our National bird is Peacock.

Q16. What is the name of our National flower?

Ans. The name of our National flower is Lotus.

Q17. What is the name of our National animal?

Ans. The name of our National animal is Tiger.

Q18. What is the name of our National Anthem?

Ans. The name of our National Anthem is Jana, Gana,
Mana.

Q19. How many sense organs do we have?

Ans. We have five sense organs.


Q20. How does Eyes help us?

Ans. Eyes help us to see.



MOST IMPORTANT:

- Plant a sapling on “World Environment Day” (5 June). Click a picture with it and write a paragraph on world environment day. Paste it in the scrapbook.
- 90% of the homework is offline. Please don't use mobile phones.



For any query, please connect Ms. Yangchen
between 11:00 am to 12:00 noon on 6396673013

