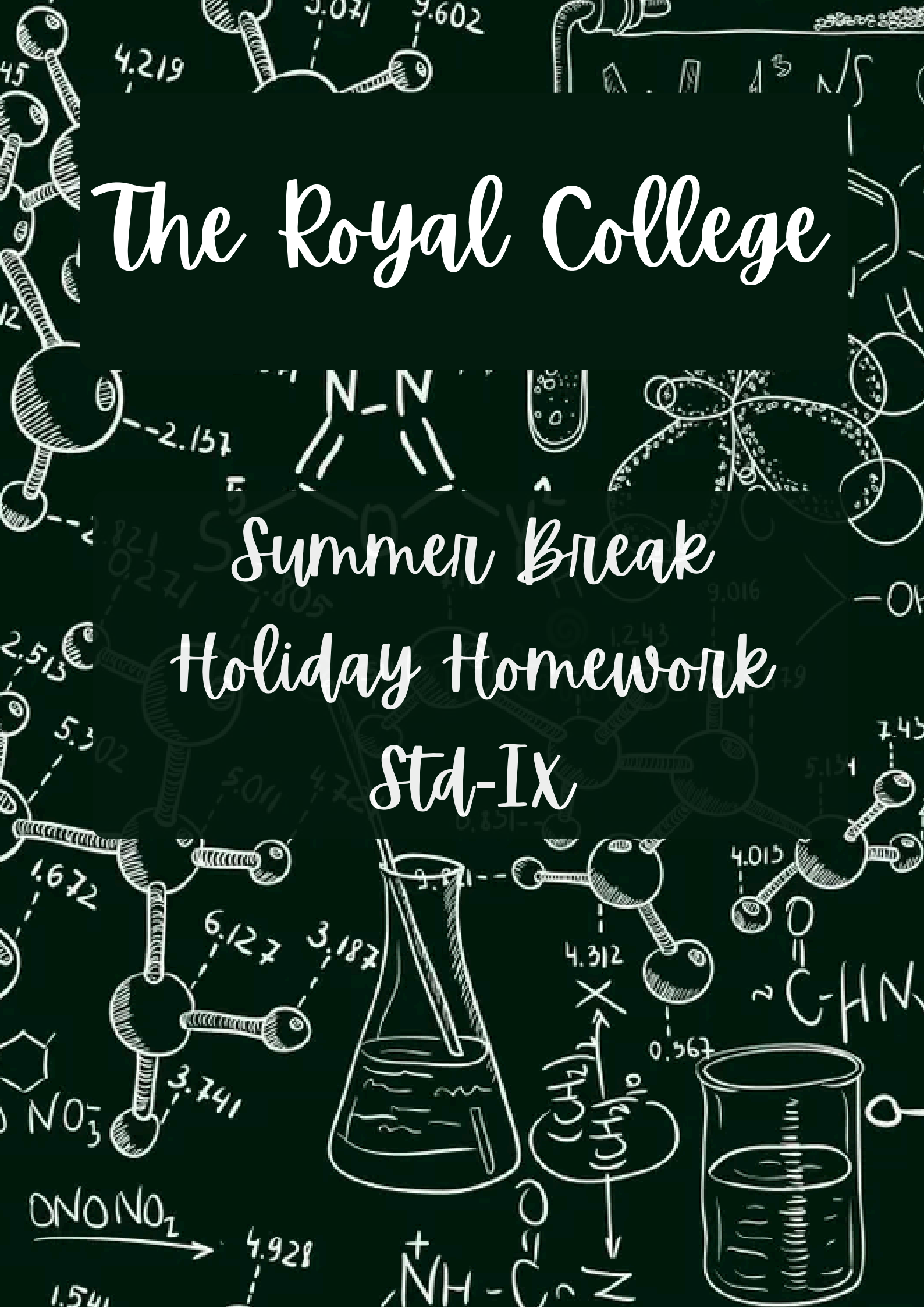


# The Royal College

## Summer Break Holiday Homework Std-IX



Dear Explorers of Knowledge.

As you step into the sunshine of your summer break, we just wanted to say a big **THANK YOU** for learning with heart, thinking with spark. and making this term truly remarkable!

This holiday homework is not a checklist - it's a passport to curiosity. A canvas for your ideas and a chance to dream beyond the classroom walls. We can't wait to see your creative sparks turn into brilliant work.

Until then...

Stay inspired, stay kind, and don't forget to laugh a little louder!  
Happy Holidays & Happy Creating!

---

### GENERAL INSTRUCTIONS

- Design your own folder using Eco-friendly material (old calendars, newspapers, old paper bags etc.). Be creative and use your imagination. Write your name and paste your own picture on the cover.
- Try not to finish the homework in a short time.
- Complete all the worksheets neatly and submit them to your class teacher after the vacation.
- There are many more ways to make vacations memorable.
- Get up early in the morning and see the rising sun. Go for a nature walk and feel the fresh air. Try to spend quality time with your elders and share your thoughts and ideas with them.
- Eat healthy food, drink lots of water and healthy drinks during summer.
- Keep two bowls out in the open- on your balcony or your lawn. Fill one with water and the other with some grains. Welcome your feathered guests and watch them flutter around your house. Click their pictures and display in the class.
- Inculcate good manners use these four magic words 'Please, Thank you, Excuse me, Sorry' and see the difference.
- Help your parents to keep the house clean. Do small household jobs like dusting, watering the plants, laying dinner table and so on.
- Request your grandparents to tell you interesting anecdotes from their life.
- Last but not the least - 'Try to converse in English with your family members and friends.'



# HOLIDAY HOMEWORK INSTRUCTIONS

Dear Students,

Before commencing the Holiday Homework, all students are instructed to thoroughly revise the syllabus completed up to May 2026 in all subjects. Students should carefully review all concepts, notes, examples and classroom discussions conducted during the academic session.

Students must practice all questions that have been solved, discussed and assigned in class. Regular written practice is essential for strengthening conceptual understanding and improving examination performance.

All Holiday Homework questions are to be completed neatly in separate subject notebooks. Proper presentation, accuracy, completeness and timely completion of work are expected from every student.

The completed work will be reviewed after the reopening of the school and will form an important part of the academic assessment. Students are therefore advised to complete all assigned work sincerely and responsibly during the vacation period.



# ENGLISH

## Activity 1

**Take a printout and compile your work in a separate notebook.**

**Link -**

[https://drive.google.com/file/d/1kNWOECktpCEzOxu6G7\\_7Z0vxpEByollm/view?usp=drive\\_link](https://drive.google.com/file/d/1kNWOECktpCEzOxu6G7_7Z0vxpEByollm/view?usp=drive_link)

## Activity 2

**Read the given story book “School Days” by Ruskin Bond.**

**Prepare a book report in the format provided.**

**Link to purchase: <https://amzn.in/d/08mcNiIS>**

**(Purchase book from Amazon and get the book along with Holiday Homework to school)**

**Be creative! You can color, draw and decorate your book report.**

## Reading Worksheet-I

I. Draw the cover page of the book.


Title of the book

---

Author

---

Name and draw your favourite character.



Search 2 new words from each page from the story, write meaning and frame a sentence using it. Maintain a separate diary for it.

---

---

---

---

---

---

---

## Reading Worksheet-2

Tell us something about the story.

Name of the book:

---

Author of the book:

---

How does the story begin?

---

---

---

---

---

---

What happens at the end?

---

---

---

---

---

---

Name and draw your favourite character.

I liked the book because

---

---

---

---

# HINDI

## क्रियाकलाप १

एक छोटी-सी पत्रिका बनाएँ जिसमें कहानी, कविता, चित्रकला और ग्रीष्मकालीन छुट्टियों के अनुभव आदि शामिल हों।

## क्रियाकलाप २

अपनी पाठ्यपुस्तक गंगा की निम्नलिखित कविता को अच्छी प्रकार से पढ़ो और उस पर आधारित प्रश्नों के उत्तर लिखो।

### कविता - राम लक्ष्मण परशुराम संवाद

- कवि परिचय
- कविता का सार
- पात्र परिचय

## क्रियाकलाप ३

निम्नलिखित उपन्यास को पढ़कर उस पर आधारित प्रश्नों के उत्तर लिखें।

उपन्यास- परीक्षा गुरु (<https://amzn.in/d/0gUnISiU>)

लेखक -लाला श्रीनिवास दास

प्रश्न:

1. मदन मोहन के चरित्र की विशेषताएँ ।
2. फ़िज़ूलखर्ची के दुष्परिणाम लिखें।
3. परीक्षा गुरु विद्यार्थियों के लिए प्रेरणादायक क्यों है?
4. उपन्यास का सार लिखें।
5. भारतीय संस्कृति और नैतिक मूल्यों के महत्व को उपन्यास के आधार पर लिखें।
6. अच्छी संगति जीवन में क्यों आवश्यक है?

पढ़े गए उपन्यास की समीक्षा निम्नलिखित प्रारूप के आधार पर करें।

रचनात्मक बनें, रंग भरें और अपनी पुस्तक समीक्षा सुसज्जित करें।

# पुस्तक समीक्षा

पुस्तक शीर्षक

लेखक

यह पुस्तक थी

मेरा प्रिय पात्र

पुस्तक आवरण चित्रण

कहानी

शुरुआत

मध्य

अंत

कहानी से मेरा प्रिय भाग

The worksheet is designed for a book review activity. It features several sections for students to draw and write. At the top, there is a banner for the book title and a drawing of a book with the author's name. Below this, there is a dashed box for the book's cover, a heart for the favorite character, and a box for the book cover illustration. The middle section has three balloons labeled 'शुरुआत' (Start), 'मध्य' (Middle), and 'अंत' (End) for the story's beginning, middle, and end. A vertical box on the left is labeled 'कहानी' (Story). At the bottom, there is a large box for the student's favorite part of the story, accompanied by a small drawing of a gift box.

## क्रियाकलाप ४

दिए गए अपठित गद्यांश पढ़ें और उनके प्रश्नोत्तर लिखें।

अपठित गद्यांशों का लिंक: <https://drive.google.com/file/d/189Hhz4mRVY0i2DOXzXOI4Ct1TLdxtN13/view?usp=sharing>

### निर्देश-

- कार्य साफ़ सुथरी लिखावट में करें।
- अलग हिंदी नोटबुक / फाइल का प्रयोग करें।

## MATHEMATICS

Take a printout and compile your work in a separate notebook.

Link - [https://drive.google.com/file/d/1v4g-FH0uD2ENkF3zFEpaXdNzF-RVTbbV/view?usp=drive\\_link](https://drive.google.com/file/d/1v4g-FH0uD2ENkF3zFEpaXdNzF-RVTbbV/view?usp=drive_link)

### Activity 1

A Mathematics Tables activity will be conducted in class for students after vacation. Please ensure that tables from 2-20 are learned well.

## SCIENCE

Take a printout and compile your work in a separate notebook.

Link -

[https://drive.google.com/file/d/1yZhgfTOUr6fcjIyeNxMAAVn-VAedkgl/view?usp=drive\\_link](https://drive.google.com/file/d/1yZhgfTOUr6fcjIyeNxMAAVn-VAedkgl/view?usp=drive_link)

# SOCIAL SCIENCE

Take a printout and compile your work in a separate notebook.

Link - <https://drive.google.com/file/d/10XBXfeefon-0GHrYk2C6S3Qjt3r32bnb/view?usp=sharing>

## MANDATORY COURSE

Dear Students,

All of you are required to enroll in the Online Python (Basic & Beginner Level) Course. The registration link has been provided—please ensure that you register and pay the required fee at the earliest, spend an hour everyday on this course.

Upon successful completion of the course, a certificate will be generated. You must bring a printed copy of this certificate to the school at the time of reopening.

This course is extremely important for your future studies and will be beneficial for admissions to higher institutions.


Kindly take this seriously and complete it within the given time.

**Link for the course:** - <https://www.udemy.com/course/python-complete-course-for-beginners/?srsltid=AfmBOoqGXbvqG6qry3zUiAlIhW7kr24d9xXWug9nYJbwABDxS-c1L15Z>



## **MOST IMPORTANT:**

- Do a good social activity per week, click pictures. Paste and write about it in the scrapbook.
- Plant a sapling on “World Environment Day” (5 June). Click a picture with it and write a paragraph on world environment day. Paste it in the scrapbook.
- 90% of the homework is offline. Please don't use mobile phones.
- Purchase an [English to English with Hindi Translation Dictionary](#).



For any query, please connect Ms. Ruchika between 11:00 am to 12:00 noon on 7819823748

