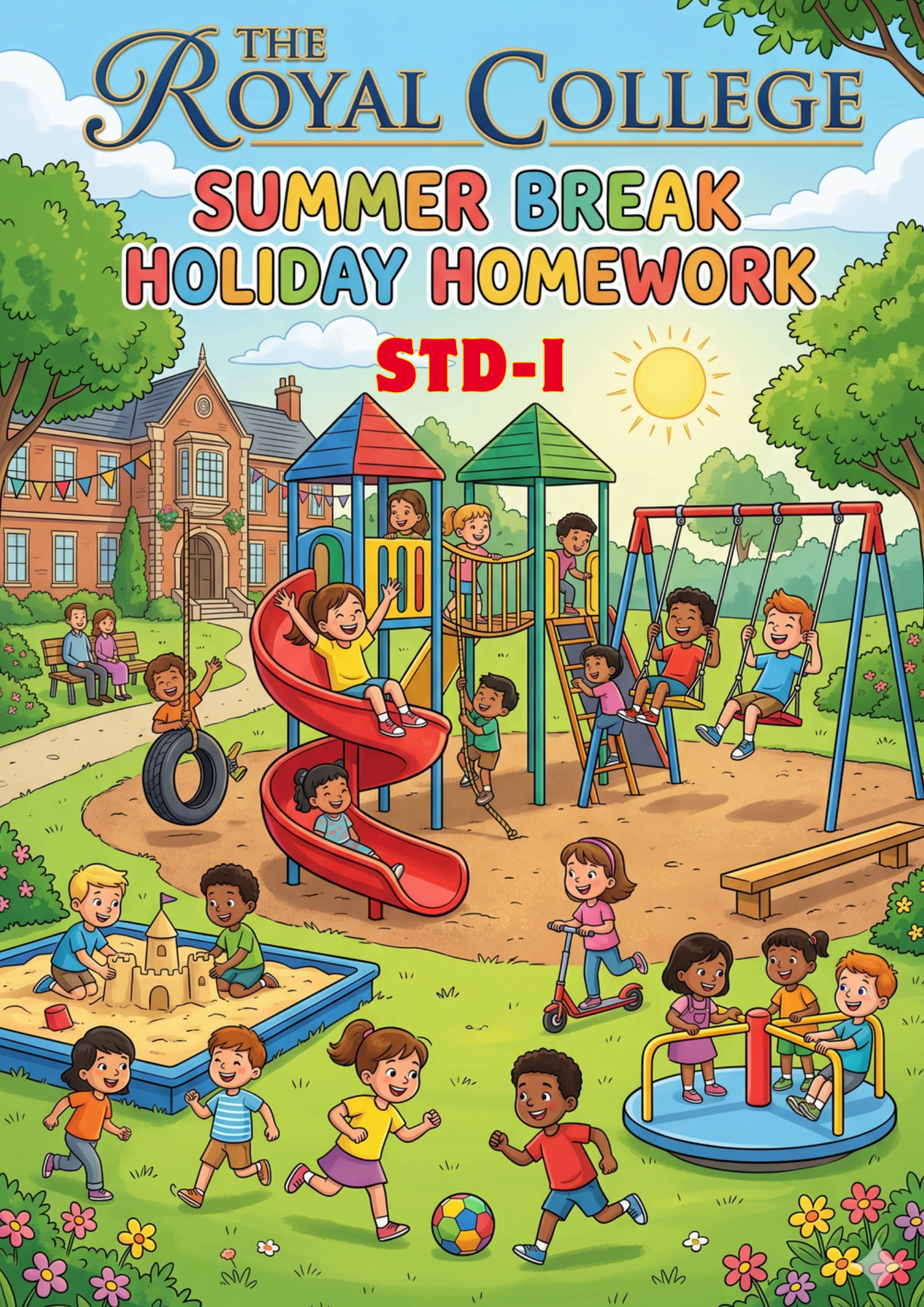


THE ROYAL COLLEGE

SUMMER BREAK HOLIDAY HOMEWORK

STD-I





HELLO SUPERSTARS!

The sun is shining, the days are longer, and guess what?

Summer break is here it's time for ice creams, adventures, and a dash of fun learning!

Yes, your holiday homework has arrived but wait! Don't think of it as boring work think of it as your summer explorer kit packed with cool challenges, brain-boosting puzzles, and creative activities. It's your chance to learn through play, think outside the box, and show off your amazing skills!

So, grab your colors, wear your thinking caps, and dive in, do a little every day- no rush, no stress and have loads of fun along the way.

Make this summer a perfect mix of sunshine and smartness! Stay curious stay awesome and don't forget to enjoy every moment!

HAPPY HOLIDAYS AND HAPPY LEARNING!



MY HOLIDAY FUNWORK

ENGLISH

English Grammar: Page No. 4 to 10

English Cursive: Page No. 17 to 20

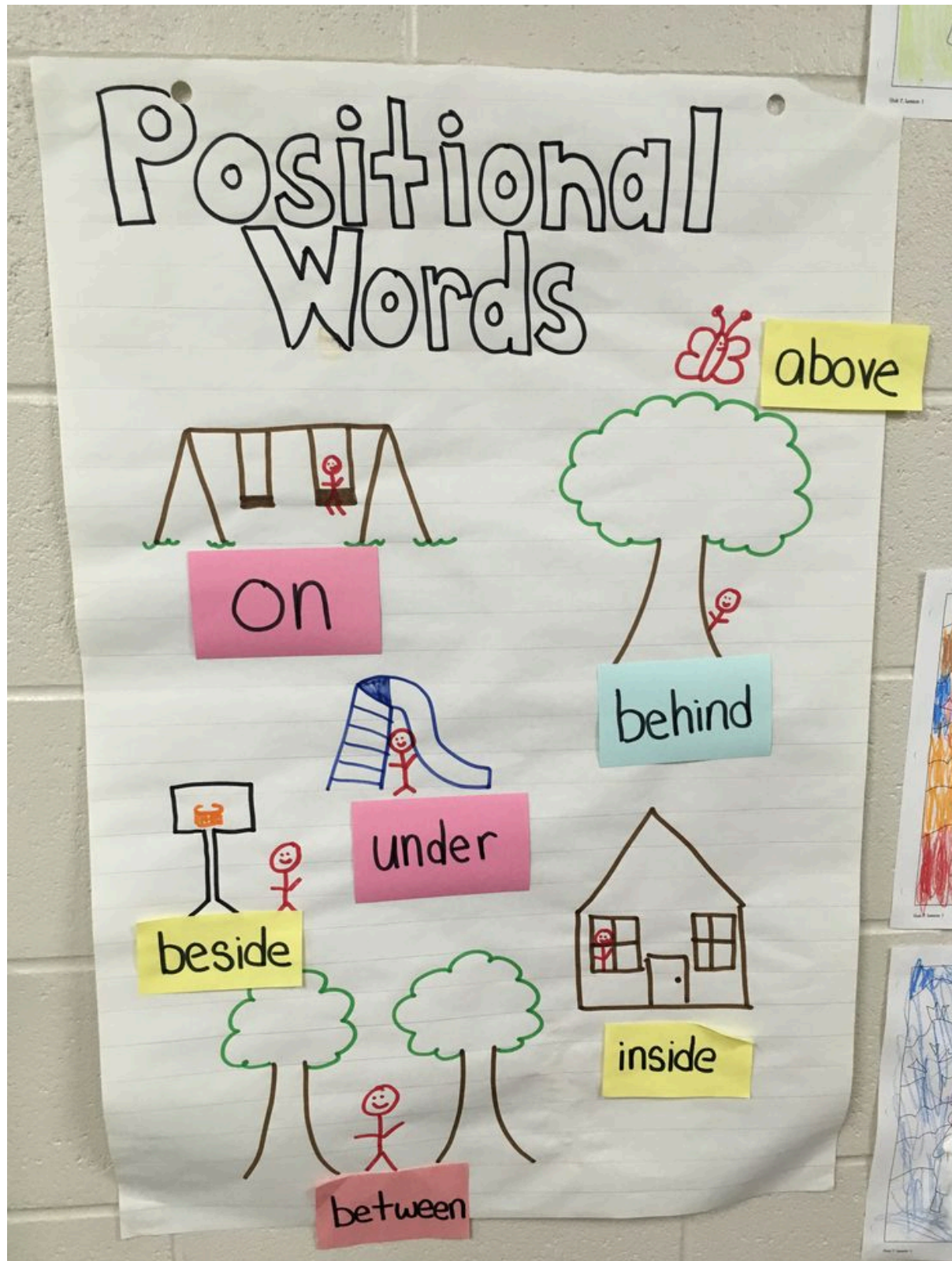
Activity 1:

Prepare a chart of Articles – A, An, and The. Write some words related to each article. Cut cloud shapes from white paper and write example words on the clouds. Paste them under the correct headings: A, An, and The.



Activity 2:

Prepare a “Positional Words Chart” and write the heading “Positional Words”. Draw simple pictures such as a tree, house, table, or box. Show different positions using small drawings or objects.



HINDI

व्याकरण पेज न० - 68, 69, 70, 71, 72, 73, 74
सुलेख पेज न० - 81, 82, 83, 84

क्रियाकलाप - 1

दिए गए चित्र को देखकर 'र' के रूप का सुंदर-सा क्रियाकलाप बनाइए।



MATHEMATICS

Fill Page Number: 25 to 30

Mental Math Exercise: 16 to 30

Activity 1

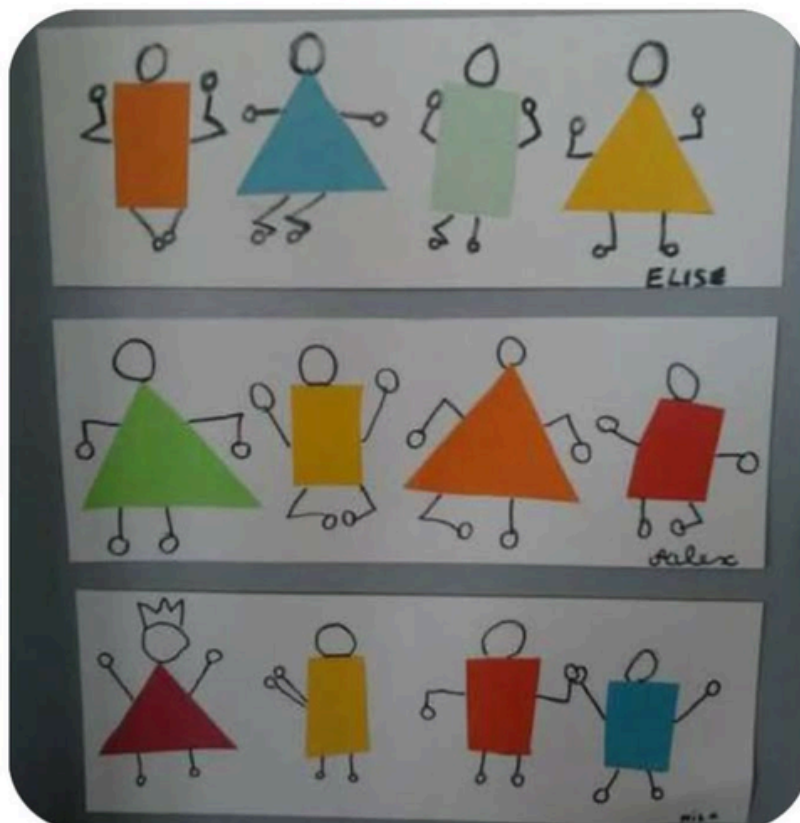
A Mathematics Tables activity will be conducted in class for students after vacation. Please ensure that tables from 2-12 are learned well.

Activity 2

Make a picture or scenery using different shapes.

Description of Activity:

Students can cut different shapes by using origami sheets and create a beautiful picture or scenery. They may use circles, squares, rectangles, triangles, and other shapes to make objects like houses, trees, mountains, flowers, sun, clouds, etc. This activity helps students learn shapes in a fun and creative way.



EVS

Page Number: 37 to 42

Activity 1

Living and Non-Living Things Chart

Description of Activity:

Prepare a chart of living and non-living things using ice cream sticks, coloured paper, circles, and printed pictures. Paste pictures of animals, plants, birds, toys, vehicles, furniture, etc. on the chart and separate them into two groups — living things and non-living things. Decorate the chart neatly using coloured paper and shapes.

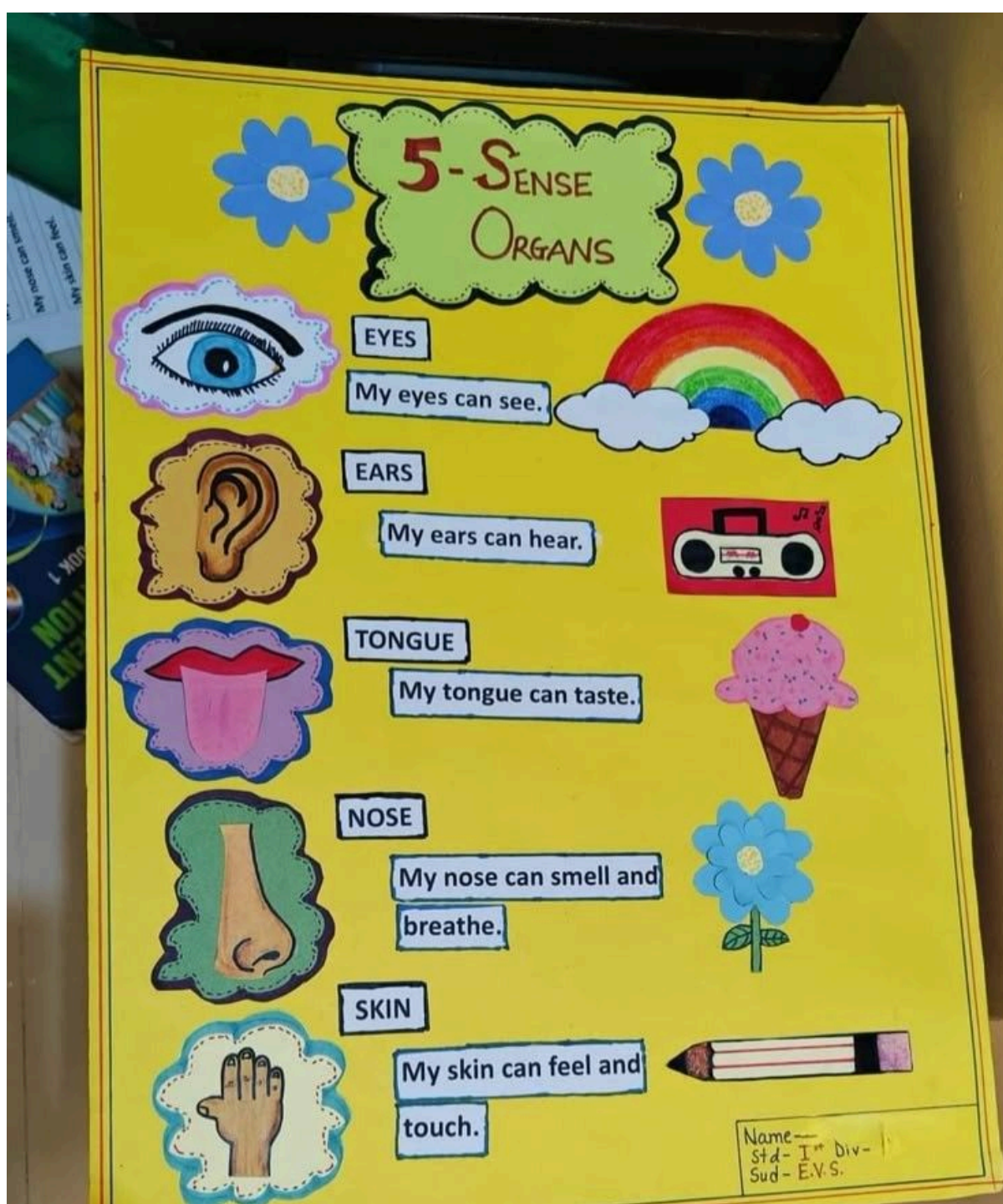


Activity 2

Sense Organs Chart

Description of Activity

Prepare a chart of sense organs. Paste pictures of the five sense organs on a chart paper and write the activities that you do with each of them.



COMPUTER

Fill Page No:49 -51

GK

Fill Page No:56-58

ART AND CRAFT

Fill Page No: 62-64

CONVERSATION

Make your ward well acquainted with this questionnaire-

Q.1 What is your name?

Ans. My name is.....

Q.2 What is your father's name?

Ans. My father's name is Mr.....

Q.3 What is your mother's name?

Ans. My mother's name is Mrs....

Q.4 How many members do you have in your family?

Ans. I have....members in my family.

Q.5 How old are you?

Ans. I am.....years old.

Q.6 Where do you live?

Ans. I live in.....

Q.7 In which class do you study?

Ans. I study in class.....

Q.8 In which school do you study?

Ans. I study in The Royal College.

Q.9 Who is your class teacher?

Ans. Ms/Mris my class teacher.

Q.10 What is the name of your Principal?

Ans. My Principal's name is Dr. B. K. Issar.

Q.11 What does your father do?

Ans. My father is a _____.

Q12. What does your mother do?

Ans. My mother is a _____.

Q13. How many siblings do you have?

Ans. I have ___ siblings.

Q14. What is the name of our National fruit?

Ans. The name of our National fruit is Mango.

Q15. What is the name of our National bird?

Ans. The name of our National bird is Peacock.

Q16. What is the name of our National flower?

Ans. The name of our National flower is Lotus.

Q17. What is the name of our National animal?

Ans. The name of our National animal is Tiger.

Q18. What is the name of our National Anthem?

Ans. The name of our National Anthem is Jana, Gana,
Mana.

Q19. How many sense organs do we have?

Ans. We have five sense organs.

Q20. How does Eyes help us?

Ans. Eyes help us to see.



MOST IMPORTANT:

- Plant a sapling on “World Environment Day” (5 June). Click a picture with it and write a paragraph on world environment day. Paste it in the scrapbook.
- 90% of the homework is offline. Please don't use mobile phones.



For any query please connect Ms. Roma between
11:00 am to 12:00 noon on 8279422292

