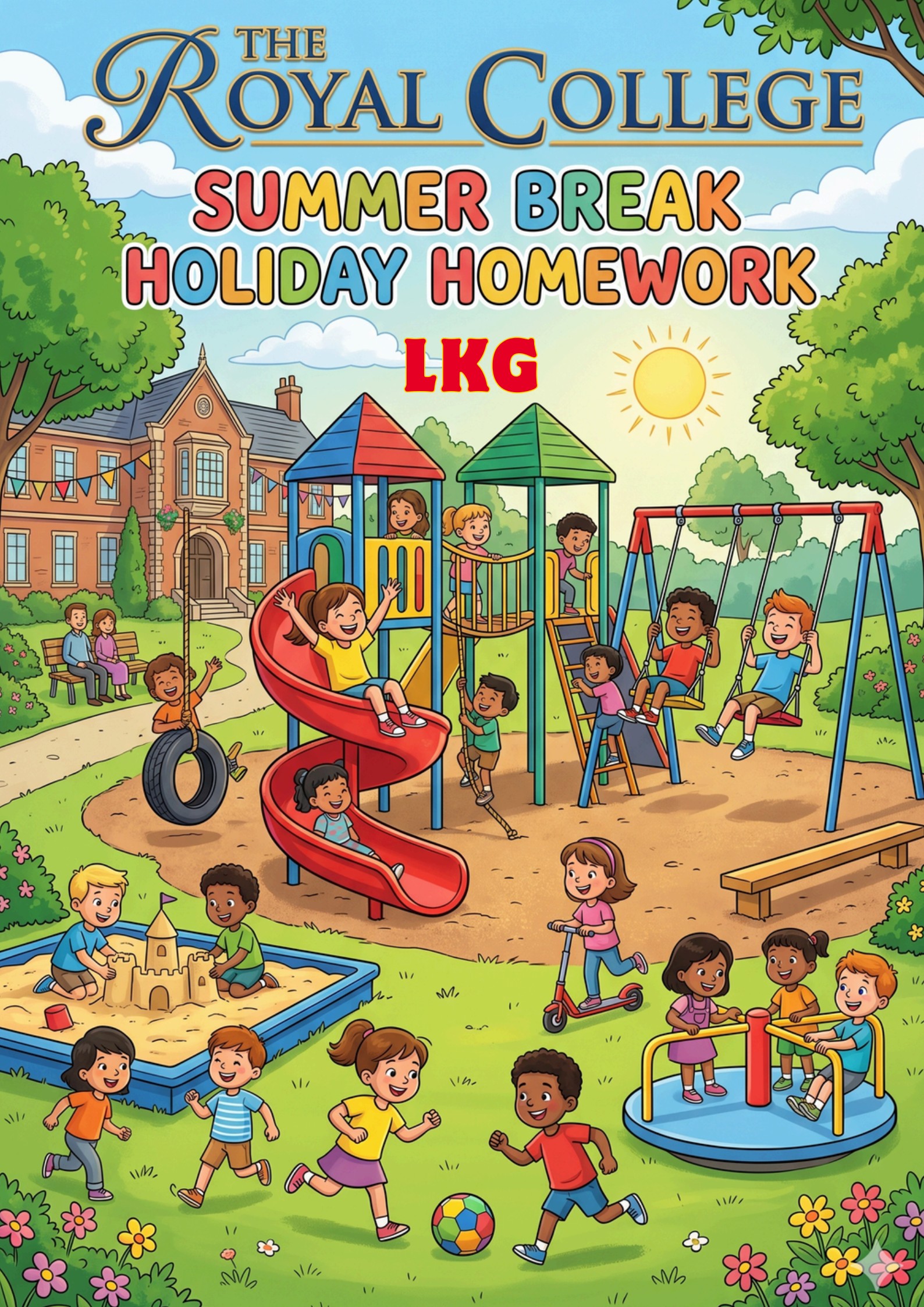


THE ROYAL COLLEGE

SUMMER BREAK HOLIDAY HOMEWORK

LKG






HELLO SUPERSTARS!

The sun is shining, the days are longer, and guess what?


Summer break is here it's time for ice creams, adventures, and a dash of fun learning!

Yes, your holiday homework has arrived but wait! Don't think of it as boring work think of it as your summer explorer kit packed with cool challenges, brain-boosting puzzles, and creative activities. It's your chance to learn through play, think outside the box, and show off your amazing skills!



So, grab your colors, wear your thinking caps, and dive in, do a little every day- no rush, no stress and have loads of fun along the way.

Make this summer a perfect mix of sunshine and smartness! Stay curious stay awesome and don't forget to enjoy every moment!



HAPPY HOLIDAYS AND HAPPY LEARNING!


ENGLISH

Practice Workbook - Page No: 5 to 20

English book - Page No: 31 to 37

Activity 1

Make a flower pot on a chart paper with colorful papers and mention vowels on it.



Activity 2


Take a printout and paste photos of your family members on the fruits and color the tree.

Activity



My Family Tree

Paste photos of your family members on the fruits and colour the tree.




HINDI

Practice Workbook : Page No : 78 to 97

चहक : Page No 58, 60, 62, 64

Activity 1

स्वर माला का चार्ट बनाएँ



Activity 2

एक अक्षर के साथ अलग-अलग शब्द जोड़कर शब्द बनाओ

Hindi Worksheet



एक अक्षर के साथ अलग-अलग अक्षर जोड़कर शब्द बनाना सीखे।

क	ल	कल
	म	कम
	प	कप

फ	ल	
	न	
	ट	

स	र	
	ब	
	च	

आ	प	
	म	
	ग	

ह	म	
	ल	
	क	

म	न	
	ल	
	र	



आज आपने एक अक्षर के साथ अलग-अलग अक्षर जोड़कर शब्द बनाना सीखा।


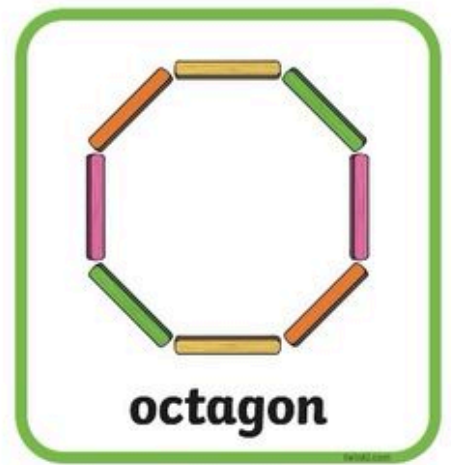
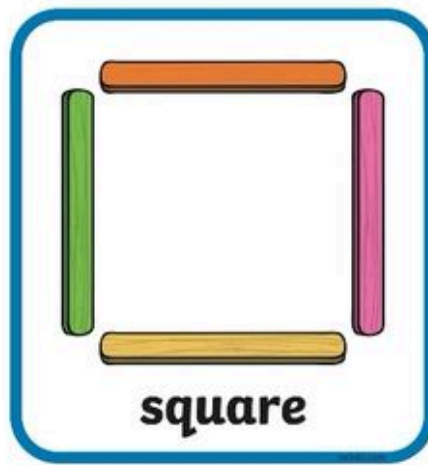
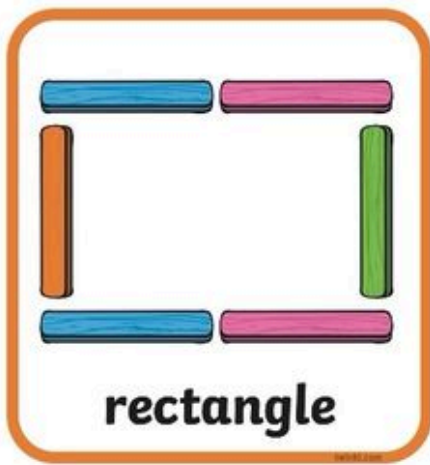
MATHEMATICS

Practice Workbook : Page No - 38 to 59

Numeracy : Page No - 37 to 46


Activity 1

Make 2-D shapes on a chart paper using matchstick or ice cream sticks.



Activity 2

Take a printout and colour it.



ART AND CRAFT

Complete page no 7-12

CONVERSATION

Make your ward well acquainted with this questionnaire-

Q.1 What is your name?

Ans. My name is.....

Q.2 What is your father's name?

Ans. My father's name is Mr.....

Q.3 What is your mother's name?

Ans. My mother's name is Mrs....

Q.4 How many members do you have in your family?

Ans. I have....members in my family.

Q.5 How old are you?

Ans. I am.....years old.

Q.6 Where do you live?

Ans. I live in.....

Q.7 In which class do you study?

Ans. I study in class.....

Q.8 In which school do you study?

Ans. I study in The Royal College.

Q.9 Who is your class teacher?

Ans. Ms/Mris my class teacher.

Q.10 What is the name of your Principal?

Ans. My Principal's name is Dr. B. K. Issar.

Q.11 What does your father do?

Ans. My father is a _____.

Q12. What does your mother do?

Ans. My mother is a _____.

Q13. How many siblings do you have?

Ans. I have ___ siblings.

Q14. What is the name of our National fruit?

Ans. The name of our National fruit is Mango.

Q15. What is the name of our National bird?

Ans. The name of our National bird is Peacock.

Q16. What is the name of our National flower?

Ans. The name of our National flower is Lotus.

Q17. What is the name of our National animal?

Ans. The name of our National animal is Tiger.

Q18. What is the name of our National Anthem?


Ans. The name of our National Anthem is Jana, Gana, Mana.

Q19. How many sense organs do we have?

Ans. We have five sense organs.

Q20. How does Eyes help us?

Ans. Eyes help us to see.



**For any query, please connect Ms. Aryashree
between 11:00 am to 12:00 noon on 7983806683**