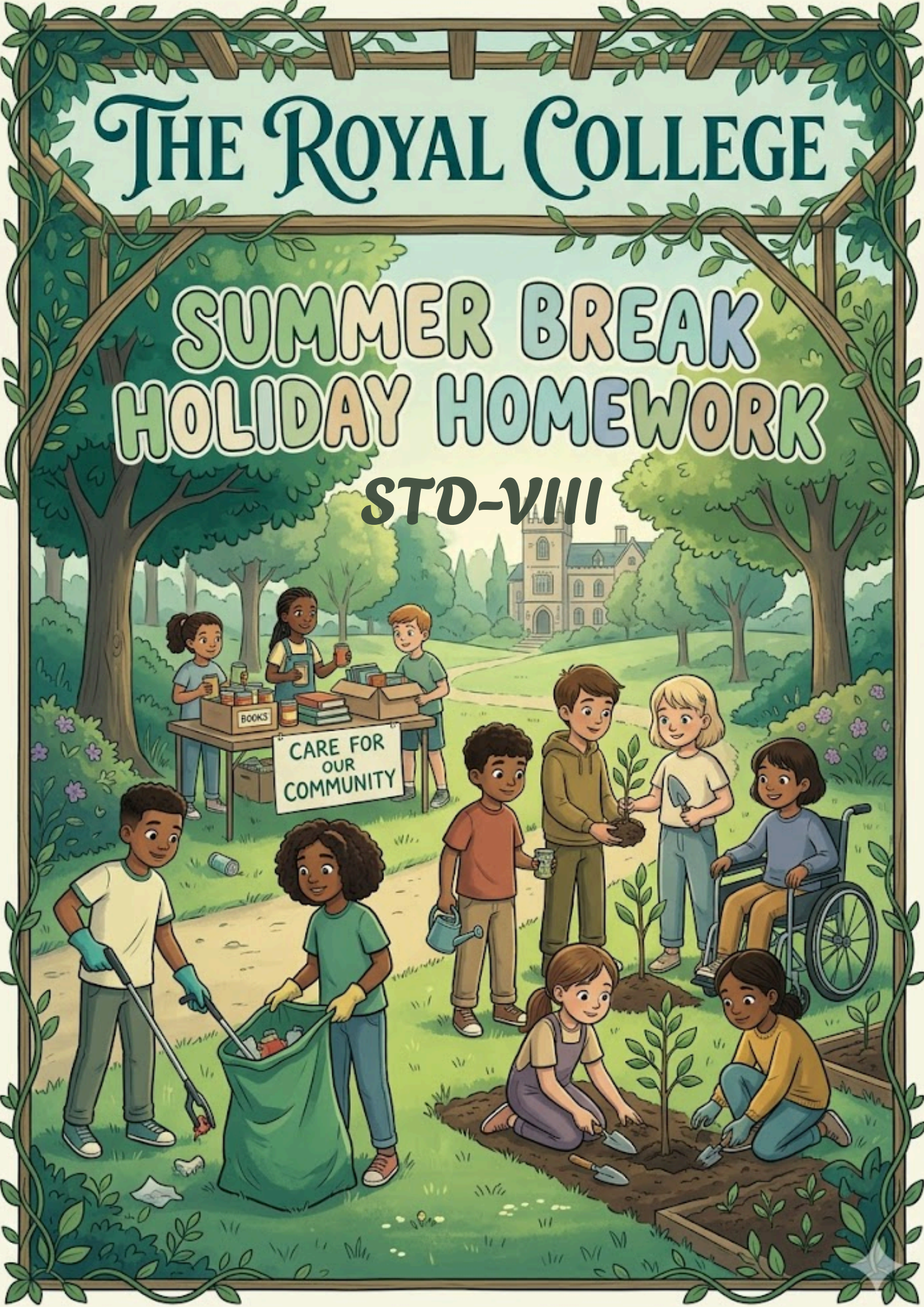


# THE ROYAL COLLEGE

## SUMMER BREAK HOLIDAY HOMEWORK

**STD-VIII**



Dear Explorers of Knowledge.

As you step into the sunshine of your summer break, we just wanted to say a big THANK YOU for learning with heart, thinking with spark. and making this term truly remarkable!

This holiday homework is not a checklist - it's a passport to curiosity. A canvas for your ideas and a chance to dream beyond the classroom walls. We can't wait to see your creative sparks turn into brilliant work.

Until then...

Stay inspired, stay kind, and don't forget to laugh a little louder!  
Happy Holidays & Happy Creating!

---

### GENERAL INSTRUCTIONS

- Design your own folder using Eco-friendly material (old calendars, newspapers, old paper bags etc.). Be creative and use your imagination. Write your name and paste your own picture on the cover.
- Try not to finish the homework in a short time.
- Complete all the worksheets neatly and submit them to your class teacher after the vacation.
- There are many more ways to make vacations memorable.
- Get up early in the morning and see the rising sun. Go for a nature walk and feel the fresh air. Try to spend quality time with your elders and share your thoughts and ideas with them.
- Eat healthy food, drink lots of water and healthy drinks during summer.
- Keep two bowls out in the open- on your balcony or your lawn. Fill one with water and the other with some grains. Welcome your feathered guests and watch them flutter around your house. Click their pictures and display in the class.
- Inculcate good manners use these four magic words 'Please, Thank you, Excuse me, Sorry' and see the difference.
- Help your parents to keep the house clean. Do small household jobs like dusting, watering the plants, laying dinner table and so on.
- Request your grandparents to tell you interesting anecdotes from their life.
- Last but not the least - 'Try to converse in English with your family members and friends.'



# ENGLISH

## Activity 1

Read the given story book "**You are Born to Blossom**" by **Dr. A.P.J. Abdul Kalam**. Prepare a book report in the format provided.

**Link to purchase:** <https://amzn.in/d/0bv7rKEm>  
**(Purchase book from Amazon and get the book along with Holiday Homework to school)**

Be creative! You can color, draw and decorate your book report.

## Reading Worksheet-I


I. Draw the cover page of the book.

Title of the book

---

Author

---



Name and draw your favourite character.

Search 2 new words from each page from the story, write meaning and frame a sentence using it. Maintain a separate diary for it.

---

---

---

---

---

---

## Reading Worksheet-2

Tell us something about the story.

Name of the book:

---

Author of the book:

---

How does the story begin?

---

---

---

---

---

---

What happens at the end?

---

---

---

---

---

---

Name and draw your favourite character.

I liked the book because

---

---

---

---

## **Activity 2 - Grammar Detective**

You have been hired as "Grammar Detectives" for GRAMMAR DETECTION BUREAU. Access the "CASE FILE" using the provided link and take a printout. Bring this along with you after the vacation safely in a folder.

**Link to the CASE FILE -** [https://drive.google.com/file/d/1b-Yfof1HGtzgLCtCK5aCWAR5EIn\\_mKwR/view?usp=sharing](https://drive.google.com/file/d/1b-Yfof1HGtzgLCtCK5aCWAR5EIn_mKwR/view?usp=sharing)

## **Activity 3 - Unseen Passages**

Read the passages and answer the following questions on an A4 sheet.

**Link to access the passages:** <https://drive.google.com/file/d/1GrRJCazBX6sgoewXOUCYqyTf3KuQNn6n/view?usp=sharing>

# HINDI

**व्याकरण** पेज न० → 44,45,52,53,60 to 63 पूर्ण कीजिए

## **क्रियाकलाप 1**

दिए गए अपठित गद्यांश पढ़ें और उनके प्रश्नोत्तर लिखें ।

**अपठित गद्यांशों का लिंक:** [https://drive.google.com/file/d/1qAc111kQzwySnD\\_YZ1o4k6B98boU1VVG/view?usp=drivesdk](https://drive.google.com/file/d/1qAc111kQzwySnD_YZ1o4k6B98boU1VVG/view?usp=drivesdk)

## **क्रियाकलाप 2**

**मुंशी प्रेम चंद** द्वारा रचित "**सत्याग्रह**" नामक पुस्तक पढ़ें और समीक्षा लिखें।

उपरोक्त पुस्तक खरीदें और अवकाश पूर्ण होने पर पुस्तक अपने साथ विद्यालय लाएं।

पुस्तक का लिंक - <https://amzn.in/d/0g69I2rq>

रचनात्मक बनें, रंग भरें और अपनी पुस्तक समीक्षा सुसज्जित करें।

# पुस्तक समीक्षा

पुस्तक शीर्षक

लेखक

यह पुस्तक थी

मेरा प्रिय पात्र

पुस्तक आवरण चित्रण

कहानी

शुरुआत

मध्य

अंत

कहानी से मेरा प्रिय भाग

The worksheet is designed for a book review. It features several sections: a banner for the book title, a drawing area for the author, a dashed box for the book's name, a heart for the favorite character, a box for the book cover illustration, three balloons for the beginning, middle, and end of the story, and a large box for the favorite part of the story. There are also illustrations of a pencil, a pen holder, and a gift box.

### **क्रियाकलाप 3**

अपने विद्यालय या घर में होने वाली अनावश्यक बर्बादी जैसे पानी, बिजली, कागज आदि की सूची बनाइए और उनके समाधान एक A4 शीट पर लिखिए (शब्द सीमा 100 से 120 शब्द)।

## **MATHEMATICS**

**Take a printout and solve the worksheet in a separate notebook.**

**Worksheet** - <https://drive.google.com/file/d/1mGT2w1Jz-6SChASiwVDhJsIiZupmelZw/view?usp=sharing>

### **Activity 1**

A Mathematics Tables activity will be conducted in class for students after vacation. Please ensure that tables from 2-20 are learned well.

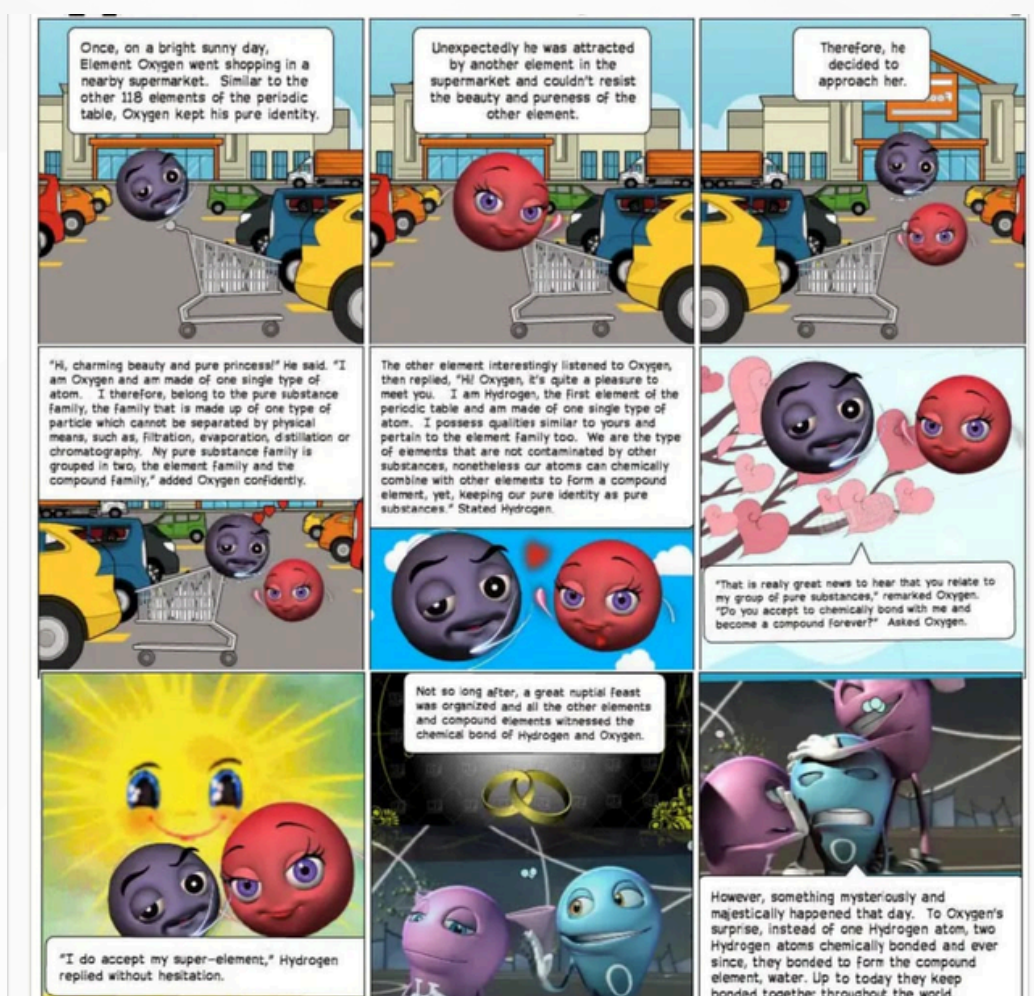
# SCIENCE

## Activity-1

Design and create comic strips from real life examples to differentiate between elements, compounds and mixtures with diagrams and illustrate their properties and uses.

### Guidelines:

- Use drawings, speech, bubbles, and colours.
- Keep sentences, short, and simple.
- Give a creative title.



## Activity-2 Let us research

Read labels and items (like 5 detergents and 5 snacks) and try to list the mixtures and compounds contain in it. Use an A4 sheet to compile your work.

### **Acitivity-3**

Prepare a power point presentation (ppt) with following details-

1. The total length of the PPT should not be more than 10-12 slides.
2. The ppt should be original. Downloaded PPT will not be accepted.
3. The ppt should include illustrations, pictures, animations and logical text.
4. The ppt should be developed and presented in this order
  - a. Projects title and student information
  - b. Introduction
  - c. Specific details
  - d. Please bring a set of hard copy as well.

### **Seminar Topics – Std VIII A (From Cambridge book, Chapter- Ecosystems and Chemical Changes)**

1. Adweka Awasthy - The effects of lifestyle on health
2. Aliza Fatima - Climate and weather
3. Tiwana Chauhan - Habitats and Ecosystem
4. Mansi Thapa - Bioaccumulation in food chains
5. Pihu Saini - Invasive species
6. Saavi Panwar - A Balanced diet

### **Seminar Topics – Std VIII B (From Cambridge book, Chapter- Ecosystems and Chemical Changes)**

1. Aradhy Bhatt - Elements, Compounds & Mixtures
2. Arnav Pratap - Bioaccumulation in food chains

3. Divyansh Pal- Climate and weather
4. Faizan Ali- Elements, Compounds & Mixtures
5. Gatik Nagpal- A Balanced Diet
6. Kunal Rana-Elements, Compounds & Mixtures
7. Rehan Ali- Climate change
8. Aamir Ansari-Invasive species
9. Aarav Jaglan- Habitats and Ecosystem
10. Abhinaba Saha -Human respiratory system
11. Darsh Sheoran -Ecosystem
12. Divyansh Singh -Habitats and ecosystem
13. Dorjay Gyaltzen -Bioaccumulation in food chains
14. Harsh -The effects of lifestyle on health
15. Khush Joshi -Human Respiratory System
16. Mohd. Shahid -Climate and Weather
17. Nimit Chaudhary -The Effects of Lifestyle on Health
18. Piyush Yadav -Invasive Species
19. Sarthak Raj -Climate and Weather
20. Stanzin Kunsal -A Balanced Diet
21. Rajveer Yadav -Climate and Weather
22. Aksh Chauhan -The Effects of Lifestyle on Health
23. Nishant Kumar- Bioaccumulation in Food Chains
24. Bharat Kumar -Habitats and Ecosystem
25. Aditya Pal- Climate and Weather
26. Sanidhya Verma -Invasive Species

# SOCIAL STUDIES

## **Activity 1: Parliament Working Chart**

Prepare a creative and informative chart showing the working of the Indian Parliament and the process of making laws in India. Your chart should include:

- Lok Sabha
- Rajya Sabha
- President of India
- Law-making process
- Flow of a bill from proposal to approval

### **Instructions:**

Use chart paper or a scrapbook sheet for the activity. Present the information using flowcharts, diagrams, pictures, or creative illustrations. Label all parts clearly and neatly. Use colors and headings to make the chart attractive and easy to understand. Keep the information simple, organized, and accurate. Add pictures or symbols related to the Parliament of India. Mention the role of each part of Parliament in brief.

## **Activity 2**

On an outline Physical Map of India, complete the following activities neatly and creatively:

### **Wildlife Sanctuaries and National Parks**

Locate, mark, and label the following national parks:

1. Jim Corbett National Park
2. National Park
3. Gir National Park

### **Natural Disaster-Prone Areas**

Identify and shade the regions in India that are:

1. Flood-prone areas
2. Earthquake-prone areas
3. Cyclone-prone area

### **Natural Vegetation Map Art**

Use different colors, textures, or symbols to show:

1. Tropical Forests
2. Thorn Forests
3. Mountain Vegetation
4. Mangroves

### **Instructions:**

Use a neat outline map of India.


Label all locations clearly with correct spellings.

Use different colors and symbols for parks, disaster-prone areas, and vegetation regions. Maintain neatness, creativity, and accuracy in the map work.



# **MOST IMPORTANT:**

- Do a good social activity per week, click pictures. Paste and write about it in the scrapbook.
- Plant a sapling on “World Environment Day” (5 June). Click a picture with it and write a paragraph on world environment day. Paste it in the scrapbook.
- 90% of the homework is offline. Please don't use mobile phones.
- Purchase an [English to English with Hindi Translation Dictionary](#).



For any query, please connect Ms. Shivangi Bhandari & Mr. Dashrath Joshi between 11:00 am to 12:00 noon on 8941845010, 9634319234

