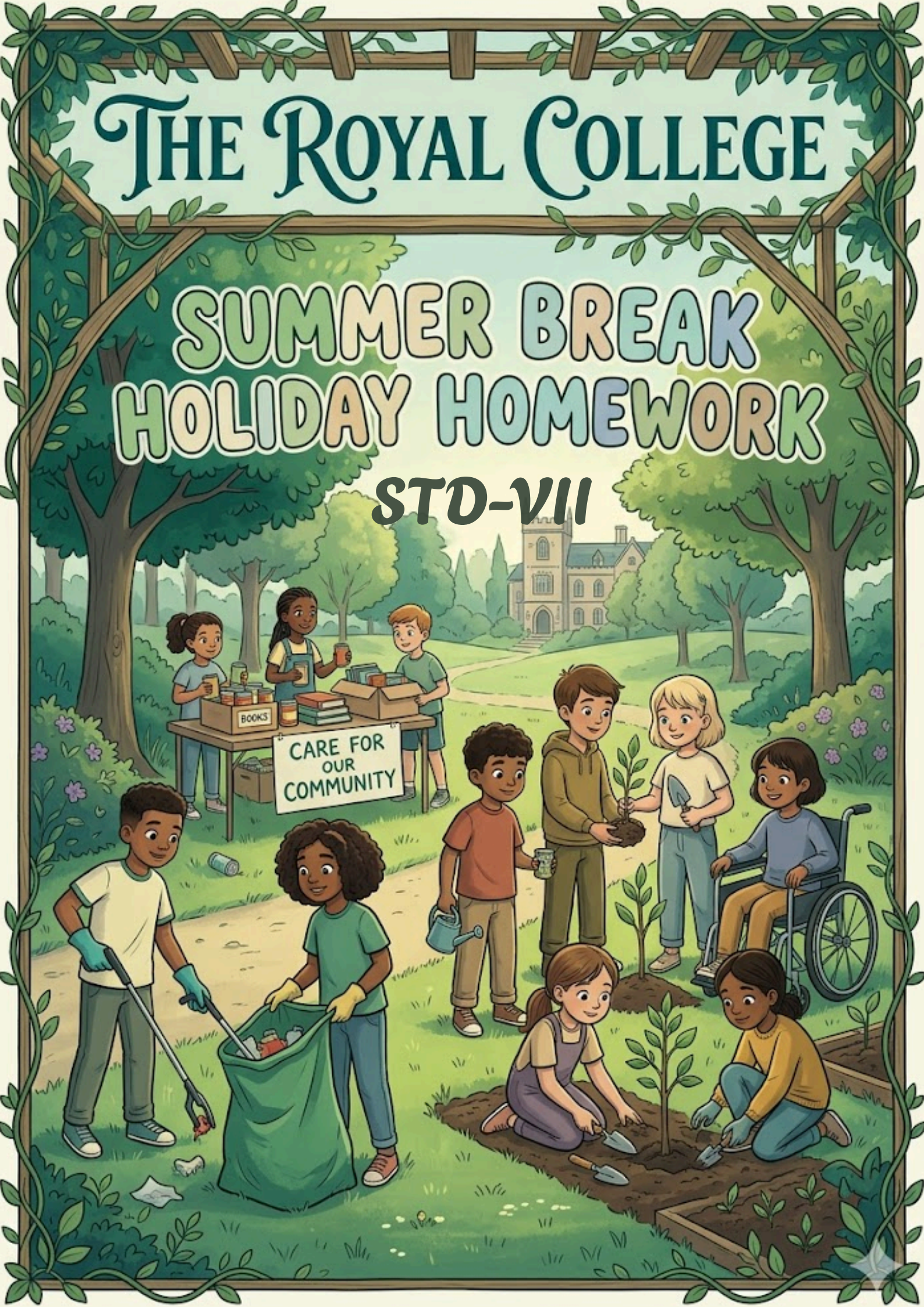


THE ROYAL COLLEGE

SUMMER BREAK HOLIDAY HOMEWORK

STD-VII



Dear Explorers of Knowledge.

As you step into the sunshine of your summer break, we just wanted to say a big **THANK YOU** for learning with heart, thinking with spark. and making this term truly remarkable!

This holiday homework is not a checklist - it's a passport to curiosity. A canvas for your ideas and a chance to dream beyond the classroom walls. We can't wait to see your creative sparks turn into brilliant work.

Until then...

Stay inspired, stay kind, and don't forget to laugh a little louder!
Happy Holidays & Happy Creating!

GENERAL INSTRUCTIONS

- Design your own folder using Eco-friendly material (old calendars, newspapers, old paper bags etc.). Be creative and use your imagination. Write your name and paste your own picture on the cover.
- Try not to finish the homework in a short time.
- Complete all the worksheets neatly and submit them to your class teacher after the vacation.
- There are many more ways to make vacations memorable.
- Get up early in the morning and see the rising sun. Go for a nature walk and feel the fresh air. Try to spend quality time with your elders and share your thoughts and ideas with them.
- Eat healthy food, drink lots of water and healthy drinks during summer.
- Keep two bowls out in the open- on your balcony or your lawn. Fill one with water and the other with some grains. Welcome your feathered guests and watch them flutter around your house. Click their pictures and display in the class.
- Inculcate good manners use these four magic words 'Please, Thank you, Excuse me, Sorry' and see the difference.
- Help your parents to keep the house clean. Do small household jobs like dusting, watering the plants, laying dinner table and so on.
- Request your grandparents to tell you interesting anecdotes from their life.
- Last but not the least - 'Try to converse in English with your family members and friends.'



ENGLISH

Activity 1

Read the given story book "**AROUND INDIA WITH RUSKIN UNCLE**" by **Ruskin Bond**. Prepare a book report in the format provided.

Link to purchase: <https://amzn.in/d/0aV1r1MT>
(Purchase book from Amazon and get the book along with Holiday Homework to school)


Be creative! You can color, draw and decorate your book report.

Reading Worksheet-I

I. Draw the cover page of the book.

Title of the book

Author



Name and draw your favourite character.

Search 2 new words from each page from the story ,write meaning and frame a sentence using it. Maintain a separate diary for it.

Reading Worksheet-2

Tell us something about the story.

Name of the book:

Author of the book:

How does the story begin?

What happens at the end?

Name and draw your favourite character.

I liked the book because

Activity 2 - English Around Me - Word Hunt

Look for English words around you.(On wrappers, boards, menus, labels etc). Choose 10 words and write each in a scrapbook.

For each word write:

- Where you saw it.
- What it means.
- A sentence using it.

Activity 3 - Unseen Passages

Read the passages and answer the following questions on an A4 sheet.

Link to access the passages:

https://drive.google.com/file/d/17gp0c3ks_jCmU7vrI2Pww6nApHH2dtxP/view?usp=sharing

HINDI

व्याकरण पेज न०→ 63, 64, 65, 67, 168, 169, 171, 172, 173, 174, 175 पूर्ण कीजिए

क्रियाकलाप 1

दिए गए अपठित गद्यांश पढ़ें और उनके प्रश्नोत्तर लिखें।

अपठित गद्यांशों का लिंक:

https://drive.google.com/file/d/1UDgeIuIwLP3m7VTwRiMMtOfK1xj1_eKz/view?usp=sharing

क्रियाकलाप 2

सत्यजीत रे द्वारा रचित "**बादशाही अंगूठी**" नामक पुस्तक पढ़ें और समीक्षा लिखें।

उपरोक्त पुस्तक खरीदें और अवकाश पूर्ण होने पर पुस्तक अपने साथ विद्यालय लाएं।

पुस्तक का लिंक - <https://amzn.in/d/08rSHkLt>

रचनात्मक बनें, रंग भरें और अपनी पुस्तक समीक्षा सुसज्जित करें।

पुस्तक समीक्षा

पुस्तक शीर्षक

लेखक

यह पुस्तक थी

मेरा प्रिय पात्र

पुस्तक आवरण चित्रण

कहानी

शुरुआत

मध्य

अंत

कहानी से मेरा प्रिय भाग

The worksheet is designed for a book review activity. It features several sections for students to draw and write. At the top, there is a banner for the book title and a drawing of a pencil for the author's name. Below this, there is a dashed box for a drawing of the book cover, a heart shape for a favorite character, and a box for a drawing of the book cover. The middle section has three balloons labeled 'शुरुआत' (Beginning), 'मध्य' (Middle), and 'अंत' (End) for the story. A vertical box on the left is labeled 'कहानी' (Story). At the bottom, there is a large box for the student's favorite part of the story, with a small drawing of a gift box in the corner.

क्रियाकलाप 3

अपने संयुक्त परिवार का एक फैमिली ट्री स्कैप बुक में बनाए और संस्कृत शब्दावली का प्रयोग करें |



MATHEMATICS

Mental Maths: Exercise - 1 to 3, 7 to 10, 24, 25, 36 to 38, 56, 57, 68, 69.

Activity 1: Integer Number Line Game

Materials :-

- Chart paper
- Marker

Draw a large number line from -20 to +20. Use counters or buttons to solve integer addition and subtraction.

Example

- $-5 + 8$
- $7 - 12$

Activity 2

A Mathematics Tables activity will be conducted in class for students after vacation. Please ensure that tables from 2-20 are learned well.

Activity 3

Take a printout and solve the worksheet provided in the link below:

Worksheet -<https://drive.google.com/file/d/1g9N-wy8G4-nPp2Atv2ba0kglqUgDrgh4/view?usp=sharing>

SCIENCE

Activity 1 - SUPER SCIENTIST COMIC STRIP!

What to do:

- Create a six panel comic strip, where you are a science superhero.
- You use your powers to solve a problem (cleaning air, growing food, stopping pollution etc).
- Use dialogues, fun sound effects (“ZAP!”, “WHOOSH!”) and science ideas you have learned this year.
- **Note-** Use three sheets for compiling your activity.

Activity 2

Write a science quote on a piece of paper using lemon juice as ink and let it dry. The message will become invisible. Now use a warm iron over the paper. The invisible letters turns dark brown as the paper gets warm. Bring the paper back to school.

Activity -3

Prepare a science magazine on the theme - "Environment".
Some of the things that you could put in the magazine are:

- Famous environmentalists, their pictures and information about their work.
- News, clippings, and article articles about the environment.
- Amazing interesting facts.
- Puzzles/riddles/jokes/thoughts about the environment.
- Information about pollution in the rivers/water pollution.
- Give your magazine a suitable title.

Note- Use A4 colour sheets. Make a magazine cover. Use your imagination and creativity. The content should be of 5 to 6 pages only.

SOCIAL STUDIES

Activity 1 - Layers of the Earth Chart

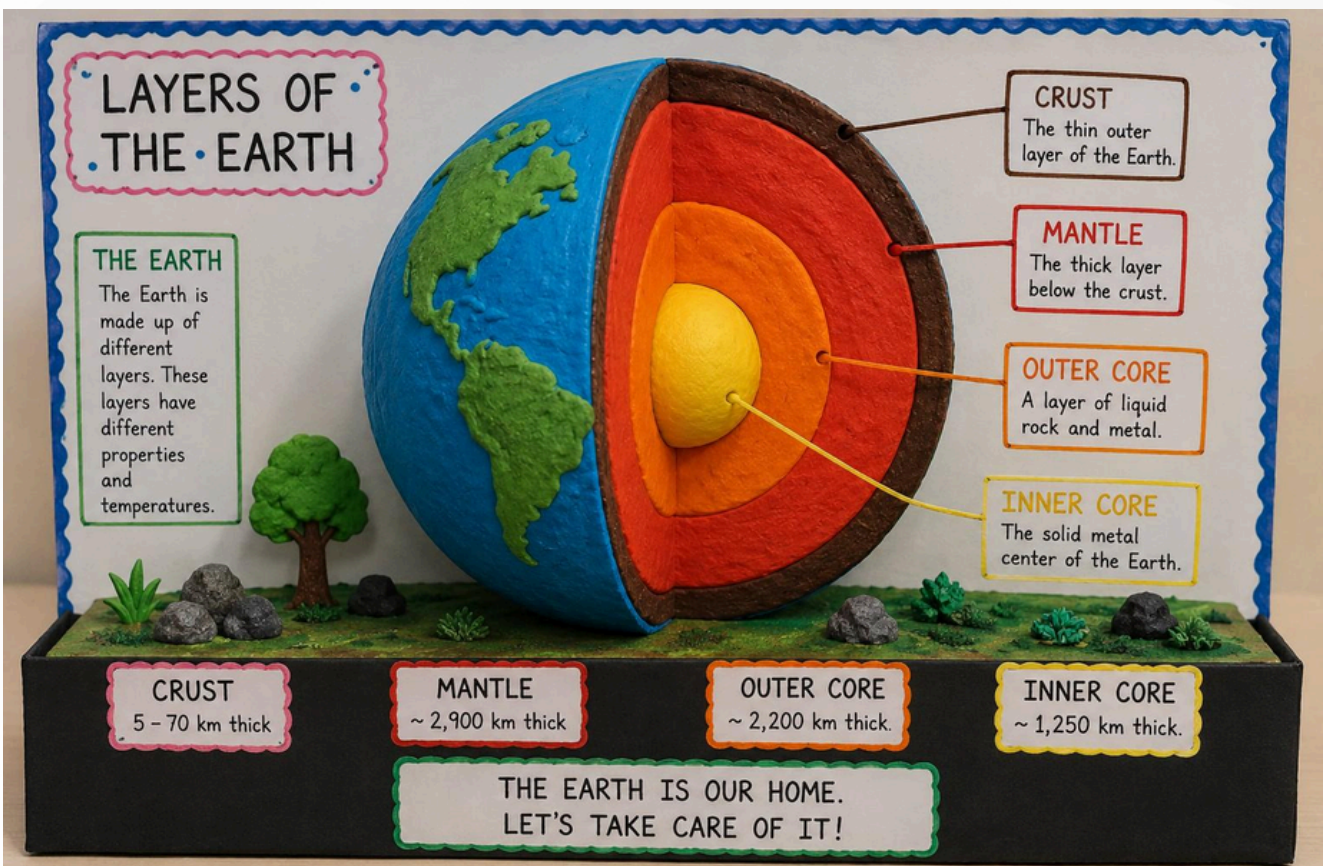
Prepare a 2D model/chart of the Earth on an A3 size sheet showing its different layers. Your chart should clearly show: Crust, Mantle, Outer Core, Inner Core

Instructions:

Use an A3 size sheet for the activity. Draw a neat diagram of the Earth and show its inner layers clearly. Color each layer differently for easy identification. Label all the layers neatly. Keep the chart clean, accurate, and creative.

Optional:

Write 1–2 lines explaining the function of each layer. Use eco-friendly decorative materials wherever possible.



Activity 2

On an outline Physical map of India, locate, mark, and label the following carefully:

Mountain Ranges of India

1. Himalayas
2. Aravalli Range
3. Western Ghats
4. Eastern Ghats
5. Vindhya Range

Locate and label the following important plateaus and deserts:

1. Deccan Plateau
2. Malwa Plateau
3. Chota Nagpur Plateau
4. Thar Desert

Minerals and Resources

Locate and mark the important regions for:

1. Coal
2. Iron Ore
3. Petroleum
4. Gold
5. Mica

Instructions:

Use a neat outline map of India. Label all locations clearly with correct spellings. Use different colors or symbols for mountain ranges and mineral/resource regions. Maintain neatness, accuracy, and proper presentation in the map work.

Acitivity-3

Prepare a power point presentation (ppt) with following details-

1. The total length of the PPT should not be more than 10-12 slides.
2. The ppt should be original. Downloaded PPT will not be accepted.
3. The ppt should include illustrations, pictures, animations and logical text.
4. The ppt should be developed and presented in this order
 - a. Projects title and student information
 - b. Introduction
 - c. Specific details
 - d. Please bring a set of hard copy as well.

Seminar Topics (From Cambridge book, Chapter- The Earth and its Atmosphere and The Earth in Space).


1. Abhinay Rana - The Structure of the Earth
2. Ansh Sharma - Crust – The Outer Layer
3. Arham Jain - Core – The Innermost Layer
4. Atharv Panwar - Mantle – The Middle Layer
5. Naksh Sharma - The Movement of the Crust
6. Yashvardhan Munshan - Theory of Tectonic Plates
7. Aradhya Sood - Earthquake
8. Divyanshi Dubey - Volcanoes

9. Gungun Chhetri - Tsunami
10. Mehak Thapa - Importance of the Crust
11. Nandini Negi - How Scientists Study Earth's Interior
12. Ojasvi Mittal - Formation of Landforms
13. Abhijay Duhoon - Importance of the Crust
14. Aditya Sarao - Temperature and Pressure
15. Lovish - Rocks and Minerals Found in Earth
16. Mohd. Kaif - Causes of Earthquakes
17. Pranav Dhama - Seismic Waves
18. - Rehan Sisodia - Epicentre and Focus
19. Rudransh Chauhan - Effects of Earthquakes
20. Saksham Chauhan - Safety Measures During Earthquakes
21. Shreyansh Jhaba - Active, Dormant and Extinct Volcanoes
22. Vanshit Dabas - Lava, Magma and Ash
23. Vinayak Dubey - Volcanic Eruptions
24. Virat Rana - Effects of Volcanoes
25. Shanu Khan - Safety measures during Volcanic eruptions
26. Lucky Chaudhary - Type of Mountains
27. Aahil Sah - Fold mountains
28. Piyush Chauhan - Block mountains
29. Vansh Singh - Importance of Mountains
30. Drishti Gulia - Life in Mountain Ranges
31. Mannat Madan - Volcanic Mountains
32. Navnoor - Natural Forces inside the Earth



MOST IMPORTANT:

- Do a good social activity per week, click pictures. Paste and write about it in the scrapbook.
- Plant a sapling on “World Environment Day” (5 June). Click a picture with it and write a paragraph on world environment day. Paste it in the scrapbook.
- 90% of the homework is offline. Please don't use mobile phones.
- Purchase an [English to English with Hindi Translation Dictionary](#).



For any query, please connect Ms. Shivangi Bhandari & Mr. Dashrath Joshi between 11:00 am to 12:00 noon on 8941845010, 9634319234

