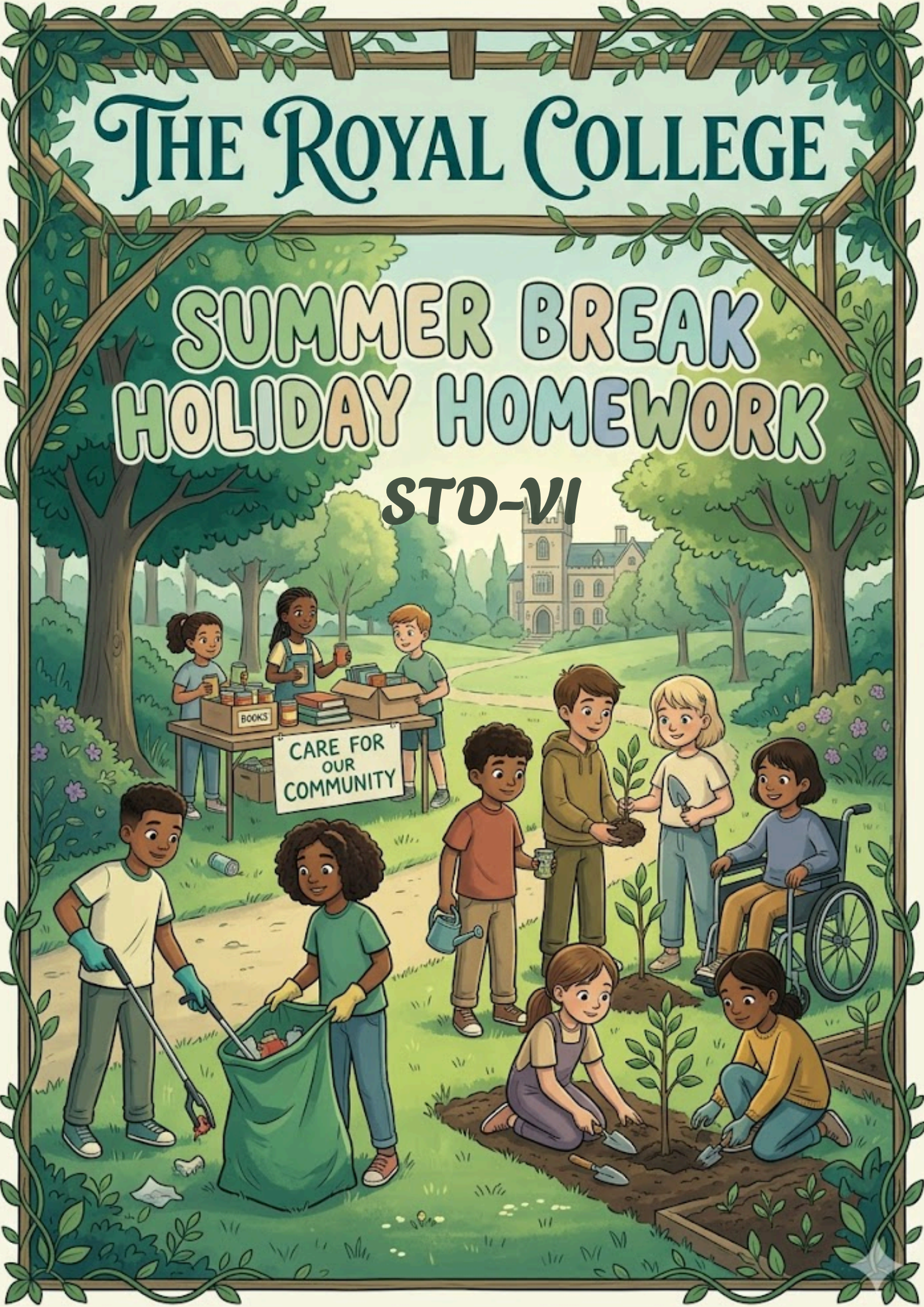


THE ROYAL COLLEGE

SUMMER BREAK HOLIDAY HOMEWORK

STD-VI



Dear Explorers of Knowledge.

As you step into the sunshine of your summer break, we just wanted to say a big **THANK YOU** for learning with heart, thinking with spark. and making this term truly remarkable!

This holiday homework is not a checklist - it's a passport to curiosity. A canvas for your ideas and a chance to dream beyond the classroom walls. We can't wait to see your creative sparks turn into brilliant work.

Until then...

Stay inspired, stay kind, and don't forget to laugh a little louder!
Happy Holidays & Happy Creating!

GENERAL INSTRUCTIONS

- Design your own folder using Eco-friendly material (old calendars, newspapers, old paper bags etc.). Be creative and use your imagination. Write your name and paste your own picture on the cover.
- Try not to finish the homework in a short time.
- Complete all the worksheets neatly and submit them to your class teacher after the vacation.
- There are many more ways to make vacations memorable.
- Get up early in the morning and see the rising sun. Go for a nature walk and feel the fresh air. Try to spend quality time with your elders and share your thoughts and ideas with them.
- Eat healthy food, drink lots of water and healthy drinks during summer.
- Keep two bowls out in the open- on your balcony or your lawn. Fill one with water and the other with some grains. Welcome your feathered guests and watch them flutter around your house. Click their pictures and display in the class.
- Inculcate good manners use these four magic words 'Please, Thank you, Excuse me, Sorry' and see the difference.
- Help your parents to keep the house clean. Do small household jobs like dusting, watering the plants, laying dinner table and so on.
- Request your grandparents to tell you interesting anecdotes from their life.
- Last but not the least - 'Try to converse in English with your family members and friends.'



ENGLISH

Activity 1

Read the given story book "**The Wishing Chair: The Adventures of the Wishing Chair**" by **Enid Blyton**. Prepare a book report in the format provided.

Link to purchase: <https://amzn.in/d/0a4970YW>
(Purchase book from Amazon and get the book along with Holiday Homework to school)


Be creative! You can color, draw and decorate your book report.

Reading Worksheet-I

I. Draw the cover page of the book.

Title of the book

Author



Name and draw your favourite character.

Search 2 new words from each page from the story ,write meaning and frame a sentence using it. Maintain a separate diary for it.

Reading Worksheet-2

Tell us something about the story.

Name of the book:

Author of the book:

How does the story begin?

What happens at the end?

Name and draw your favourite character.

I liked the book because

Activity 2 - My Own Idiom Booklet

Create a mini booklet featuring 10 English idioms. For each idiom, you must write the meaning it signifies. Use it in a sentence. Provide a context for its usage.

*Illustrate literally-

Draw a picture of the literal words (e.g for "break the ice?") draw someone physically breaking a cube of ice.

Activity 3- Unseen Passages

Read the passages and answer the following questions on an A4 sheet.

Link to access the passages:

https://drive.google.com/file/d/1XsUqR1hYUqki_IbB4Gjj-NCm79J5OAer/view?usp=sharing

HINDI

हिंदी व्याकरण - ज्ञानमय: पेज नंबर - 36,37,42,43,50,51,54,55

क्रियाकलाप 1

जी -20 का नारा है, प्रकृति को बचाना है। 'प्रकृति' अथवा प्रकृति का संरक्षण विषय पर कविता लिखिए तथा A4 साइज रंगीन कागज पर संबंधित चित्र भी चिपकाइए ।

क्रियाकलाप 2

दिए गए अपठित गद्यांश पढ़ें और उनके प्रश्नोत्तर लिखें।

अपठित गद्यांशों का लिंक:

https://drive.google.com/file/d/1eR_T5CJmN93ZVSRAozym6-w-T83MEmBC/view?usp=sharing

क्रियाकलाप 3

प्रेम चंद द्वारा रचित "कर्मभूमि" नामक पुस्तक पढ़ें और समीक्षा लिखें।

उपरोक्त पुस्तक खरीदें और अवकाश पूर्ण होने पर पुस्तक अपने साथ विद्यालय लाएं।

पुस्तक का लिंक - <https://amzn.in/d/032wM2ns>

रचनात्मक बनें, रंग भरें और अपनी पुस्तक समीक्षा सुसज्जित करें।

पुस्तक समीक्षा

पुस्तक शीर्षक

लेखक

यह पुस्तक थी

मेरा प्रिय पात्र

पुस्तक आवरण चित्रण

कहानी

शुरुआत

मध्य

अंत

कहानी से मेरा प्रिय भाग

The worksheet is designed for a book review. It features several sections: a banner for the book title, a drawing area for the author, a dashed box for the book's title, a heart for the favorite character, a box for the book cover illustration, three balloons for the beginning, middle, and end of the story, and a large box for the favorite part of the story. There are also illustrations of a pencil, a pen holder, and a gift box.

MATHEMATICS

Mental Maths: Exercise - 1 to 13, 58, 59.

Activity 1

Identify the Types of Angles

Draw the given angles on chart paper

- Acute
- Right
- Obtuse
- Straight
- Reflex

Write the measure of each angle

Activity 2

A Mathematics Tables activity will be conducted in class for students after vacation. Please ensure that tables from 2-20 are learned well.

Activity 3

Take a printout and solve the worksheet provided in the links below:

Worksheet -

<https://drive.google.com/file/d/1iI4eSDTfCMSF2zR-DmP2YcqQIBjMeHIA/view?usp=sharing>

SCIENCE

Activity 1 - Nutrient Rainbow Chart

Learning Objective: Students will organize their understanding creatively through a color-coded poster titled "The Nutrient Rainbow."

Instructions: Students can create a colourful chart with sections for each of the six major nutrients. Each section should include:

- **Role in the Body:** A brief description of what the nutrient does.
- **Food Sources:** At least two examples of foods rich in the nutrient.
- **Deficiency Symptoms:** Common symptoms that may arise from a lack of the nutrient.
- **Research 6 major nutrients:** Carbohydrates, Proteins, Fats, Vitamins, Minerals, Water.

Make It Creative

- Add drawings, food wrappers, or cut-outs from magazines/newspapers.
- Use neat handwriting and bright colours.
- Title your poster: "The Nutrient Rainbow"

Activity 2

Fast food is not good for health. Compose a story (150 to 200 words) with pictures and drawings with a message, where a girl or boy explains his/her younger sibling about the harmful effects of eating fast food. Do it in a colourful A4 sheet.

Activity -3: Sustainability Storyboard

Create a 6 to 8 panel comic strip showing a woman at home, making life more sustainable.

Guidelines:

1. Use drawings, speech, bubbles, and colours.
2. Keep sentences, short, and simple.
3. Give a creative title (examples, small steps, big changes).



SOCIAL STUDIES

Activity 1 - Traditional Costumes Collage

Prepare a colorful collage showing the traditional costumes of different Indian states. You may use pictures from magazines/newspapers, printouts, or handmade drawings.

Instructions: Select at least 6–8 Indian states. Paste or draw the traditional dresses worn by men and women of each state. Write the name of the state below each costume. Decorate the collage neatly and creatively. Use a chart paper or scrapbook sheet for presentation.

Optional: Add 1–2 interesting facts about the culture or festivals of each state. Use eco-friendly decorative materials wherever possible.

Submission Guidelines: The work should be neat, colorful, and properly labeled. Mention your name, class, and section clearly. Submit the project after the holidays for evaluation and display.



Activity 2 - Map Work Activity

On an outline Physical map of India, locate, mark, and label the following carefully:

Physical Features

1. Northern Mountains
2. Northern Plains
3. Peninsular Plateau
4. Thar Desert
5. Coastal Plains

Major Rivers of India

1. Ganga
2. Yamuna
3. Brahmaputra
4. Godavari
5. Narmada

Water Bodies

1. Arabian Sea
2. Bay of Bengal
3. Indian Ocean

Neighboring Countries of India

1. Pakistan
2. China
3. Nepal
4. Bangladesh
5. Sri Lanka

Instructions:

Use a neat outline map of India. Label all features clearly with proper spellings. Use different colors or symbols for physical features, rivers, water bodies, and neighboring countries. Maintain neatness and accuracy in the map work.

Activity-3

Prepare a power point presentation (ppt) with following details-

1. The total length of the PPT should not be more than 10-12 slides.
2. The ppt should be original. Downloaded PPT will not be accepted.
3. The ppt should include illustrations, pictures, animations and logical text.
4. The ppt should be developed and presented in this order
 - a. Projects title and student information
 - b. Introduction
 - c. Specific details
 - d. Please bring a set of hard copy as well.

Seminar Topics (From NCERT book)


1. Abhinav Chandra-Fundamental Rights
2. Agrim Dev Sharma-Environment
3. Ekansh Singh Chauhan-Work of a sarpanch
4. Pankaj Chauhan-Prejudice and Discrimination
5. Shaurya Negi-Ward councillor and his duties
6. Siddhit Thakur-Work of a Municipal Corporation
7. Aanvi Thakur- Secularism
8. Akshita Chhetri-Panchayati Raj: The three levels
9. Amayra Kahera-Role of opposition party
10. Kavya Chauhan-Levels of government in India

11. Mansi Panwar-Street Vendors vs Mall vendors
12. Navya Jain-How Gram Sabha solves Problems
13. Ansh Chauhan- Latitude and longitude
14. Atulya Mall- Why do we pay taxes?
15. Dikshit kumar-RTI Act
16. Kunal Rastogi-Globe
17. Naman Singh-How laws are made in India
18. Parth Shokken-Mahatma Gandhi(The father of the nation)
19. Prajjwal Gupta- Atmosphere
20. Rohit Pandey-Mock Election in India
21. Vihaan Trivedi-Mid Day Meal Scheme
22. Divyanshi - Role of Angadwadi in villages



MOST IMPORTANT:

- Do a good social activity per week, click pictures. Paste and write about it in the scrapbook.
- Plant a sapling on “World Environment Day” (5 June). Click a picture with it and write a paragraph on world environment day. Paste it in the scrapbook.
- 90% of the homework is offline. Please don't use mobile phones.
- Purchase an [English to English with Hindi Translation Dictionary](#).



For any query, please connect Ms. Shivangi Bhandari & Mr. Dashrath Joshi between 11:00 am to 12:00 noon on 8941845010, 9634319234

